

#50308

Riverside
FURNITURE

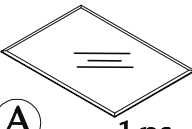
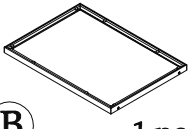
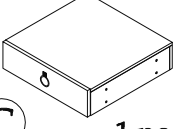
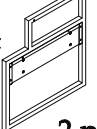
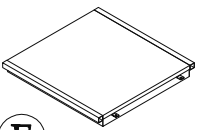
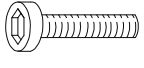
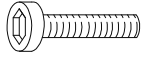
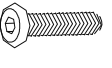



email: info@riverside-furniture.com

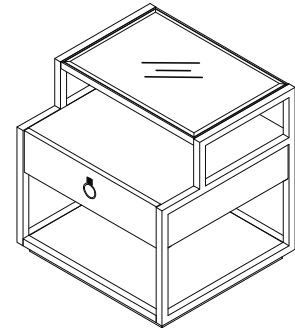
Sophie
Occasional Tables
Assembly Instructions

Page 1 of 1


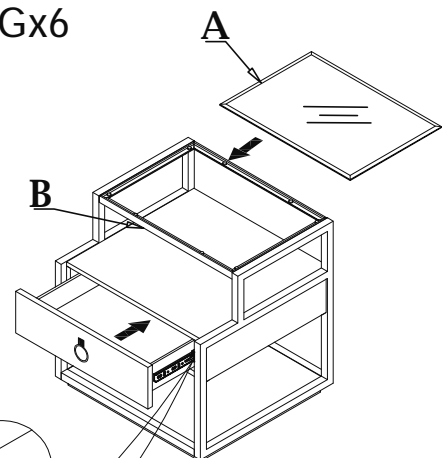
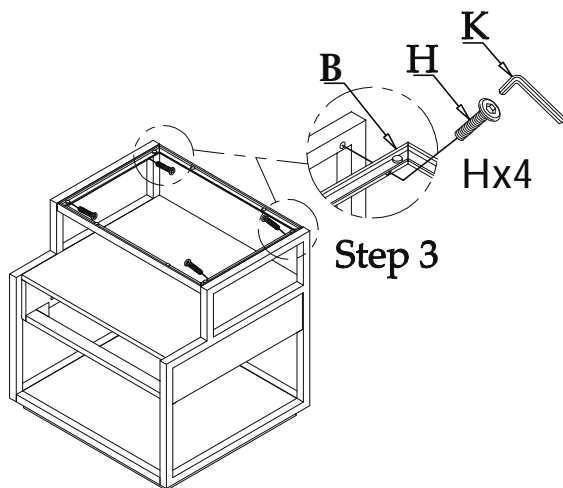
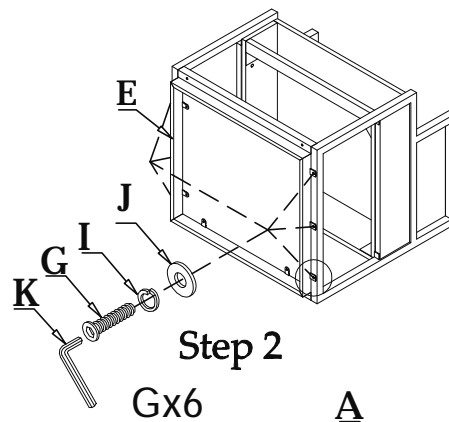
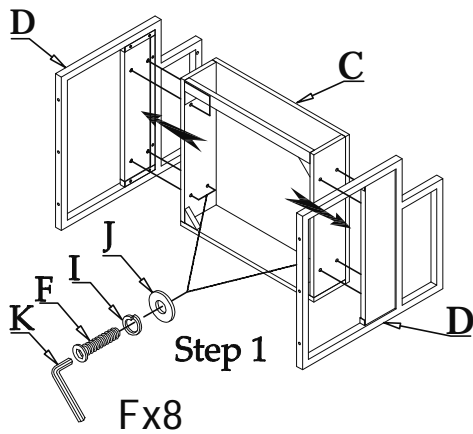
Made in Viet Nam

Components and Hardware List

Glass	Top Frame	Storage Box	Side Frame
 A 1 pc.	 B 1 pc.	 C 1 pc.	 D 2 pcs. 1-Left 1-Right
 E 1 pc.	M1/4"-20 x 1-3/8" Allen Head Bolt  F 8 pcs.	M1/4"-20 x 5/8" Allen Head Bolt  G 6 pcs.	M1/4"-20 x 5/8" Allen Head Bolt  H 4 pcs.
M1/4" Spring Washer  I 14 pcs.	M1/4" x 16 x 2mm Flat Washer  J 14 pcs.	4mm Allen Wrench  K 1 pc.	<p>Be sure to check all packing material carefully for small parts, which may have come loose inside the carton during shipment.</p>



#50308
Rectangle End Table



Remove the drawer from the Storage Box before assembly